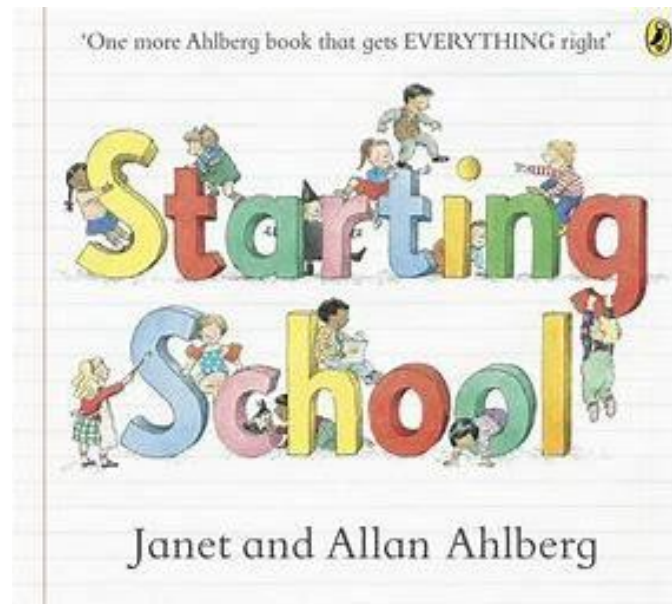


Starting School by Janet and Allan Ahlberg



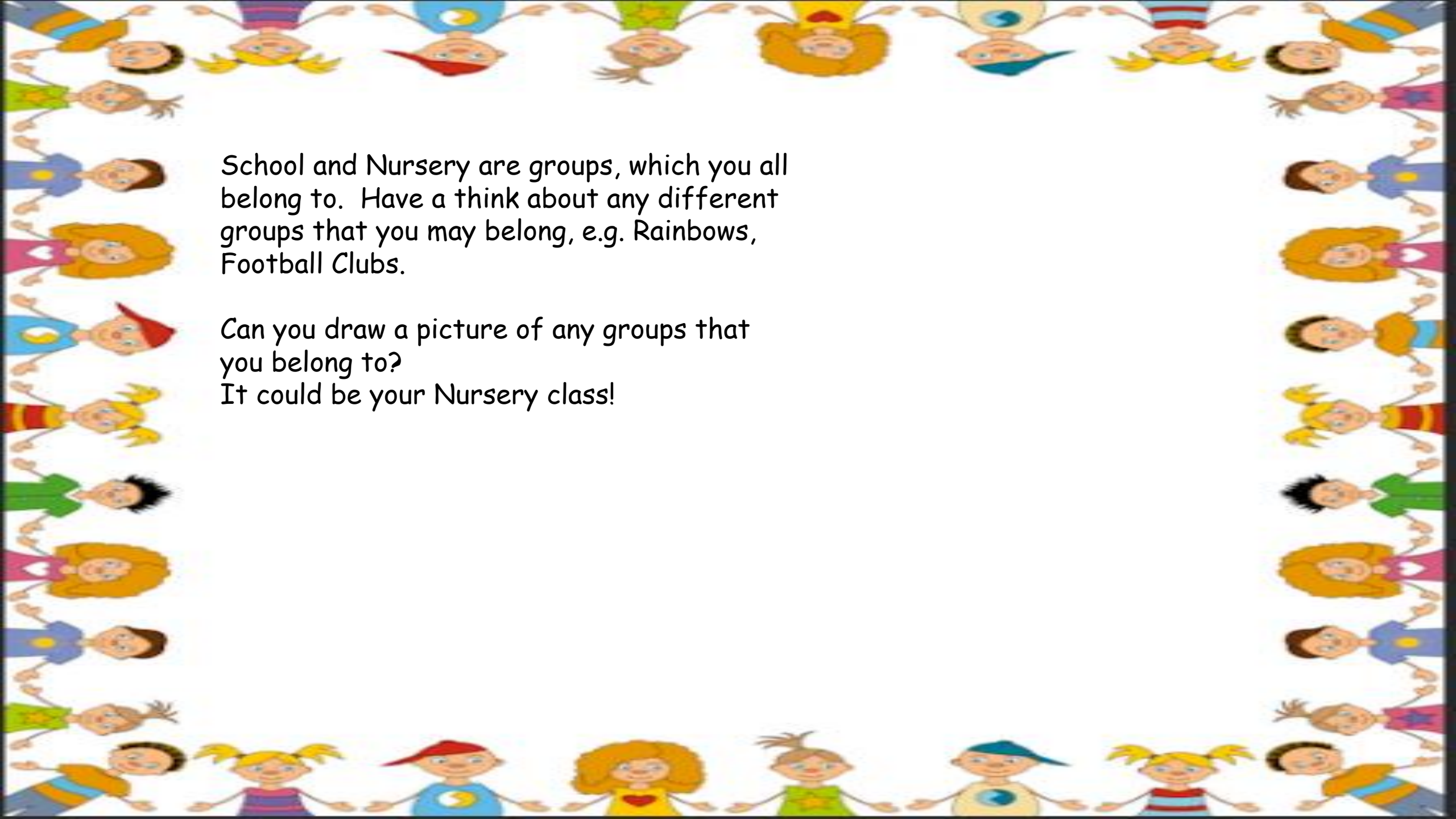


Have a chat at home and talk about starting school. What do you think it will be like?

What are you looking forward to?

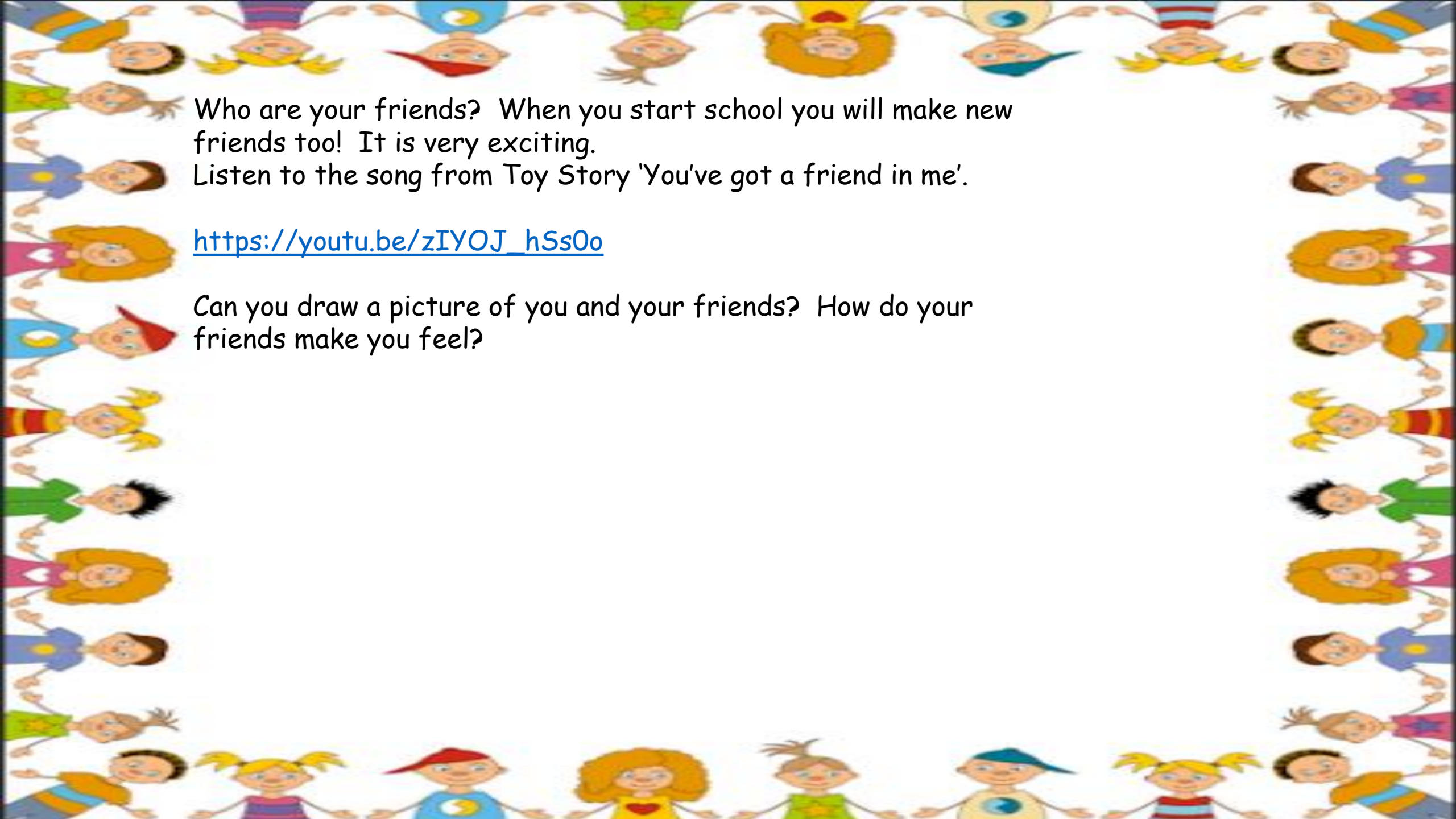
Ask your grown up to write a list of all the new things you will learn to do.

Can you draw a picture of yourself in your new school uniform?



School and Nursery are groups, which you all belong to. Have a think about any different groups that you may belong, e.g. Rainbows, Football Clubs.

Can you draw a picture of any groups that you belong to?
It could be your Nursery class!



Who are your friends? When you start school you will make new friends too! It is very exciting.

Listen to the song from Toy Story 'You've got a friend in me'.

https://youtu.be/zIYOJ_hSs0o

Can you draw a picture of you and your friends? How do your friends make you feel?



Keep singing the songs 'Tiny caterpillar on a leaf' and 'I've got a body'.

[A song about a tiny caterpillar - KS1 Music - BBC Bitesize](#)

[I've got a body - BBC Teach](#)

Listen to the Bear Hunt story. Can you retell it?

<https://youtu.be/OgyI6ykDwds>

I love this version of Michael Rosen telling the story 😊

Practice writing your name. Can you say any letter sounds from your name? Don't forget to try and form your letters correctly!

 <p>Bounce: a-a-a-apple Handwrite: Round the apple, down the leaf</p>	 <p>Bounce: b-b-b-boot Handwrite: Down the lace to the heel, round the toe</p>	 <p>Bounce: c-c-c-caterpillar Handwrite: Curl around the caterpillar</p>	 <p>Bounce: d-d-d-dinosaur Handwrite: Round his bottom, up his tall neck, down to his feet</p>	 <p>Bounce: e-e-e-egg Handwrite: Lift off the top and scoop out the egg</p>	 <p>Stretch: f-f-flower Handwrite: Down the stem and draw the leaves</p>	 <p>Bounce: g-g-g-girl Handwrite: Round her face, down her hair and give her a curl</p>	 <p>Bounce: h-h-h-horse Handwrite: Down the head to the hooves and over his back</p>
 <p>Bounce: i-i-i-insect Handwrite: Down the body, dot for the head</p>	 <p>Bounce: j-j-j-jack in a box Handwrite: down his body curl and dot</p>	 <p>Bounce: k-k-k-kangaroo Handwrite: Down the kangaroo's body, tail and leg</p>	 <p>Stretch: l-l-lily Handwrite: Down the long leg</p>	 <p>Stretch: m-m-mountain Handwrite: Make, mountain, mountain</p>	 <p>Stretch: n-n-n-net Handwrite: Down Nobby, over his net</p>	 <p>Bounce: o-o-o-orange Handwrite: All around the orange</p>	 <p>Bounce: p-p-p-pirate Handwrite: Down the pirate and over the pirate's face</p>
 <p>Bounce: q-q-q-queen Handwrite: Round her head, up post her earrings and down her hair</p>	 <p>Stretch: r-r-r-robot Handwrite: Down his back, then curl over his arm</p>	 <p>Stretch: s-s-s-snake Handwrite: Slither down the snake</p>	 <p>Bounce: t-t-t-tower Handwrite: Down the tower, across the tower</p>	 <p>Bounce: u-u-u-umbrella Handwrite: Down and under, up to the top and draw the puddle</p>	 <p>Stretch: v-v-v-violin Handwrite: Down a wing, up a wing</p>	 <p>Bounce: w-w-w-worm Handwrite: Down, up, down, up</p>	 <p>Bounce: x-x-x-exercise Handwrite: Down the arm and leg and repeat the other side</p>
 <p>Bounce: y-y-y-yak Handwrite: Down a horn up a horn and under his head</p>	 <p>Stretch: z-z-z-zigzag Handwrite: Zig-zag-zig</p>	 <p>Stretch: ck-ck-ck I tick I tick tick, tick, tick, tick, tick, tick, tick, tick</p>	 <p>Stretch: ch-ch-ch A chig on a chig chig, chig, chig, chig, chig, chig, chig, chig</p>	 <p>Stretch: th-th-th The princess in the tower is rescued by the horse the chug chug chug</p>	 <p>Stretch: sh-sh-sh shsh says the horse in the hosing side</p>	 <p>Bounce: ch-ch-ch-head The horse staves when the caterpillar's horns get up his nose</p>	



<https://youtu.be/ldhmR8iqoNQ#>

Use this link to practice counting from 1-10. Once you have done this, try and count but starting from different numbers e.g. start from 3 and carry counting until you get to the number 10. Write numbers on pieces of paper, fold them up and then use that number to start counting from.

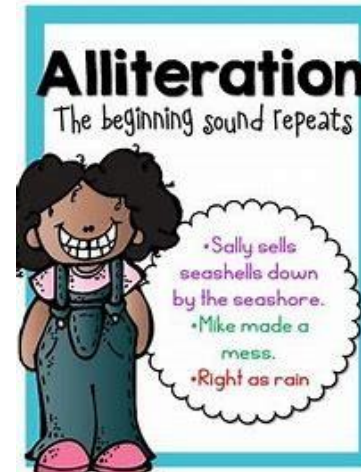
Play a little game - If 3 people get on the train and 1 person gets off. How many people are left? You could make a train and find some figures to be people getting on and off the train. You could use teddy bears or anything you can find to be passengers.

Here is a little video to explain the Silly Soup alliteration game.

This week we are thinking about the phoneme (sound) 'n'. Can you find things at home that begin with this sound?

<https://youtu.be/LkUIsdq6lqU>

On the following page you will find some 'n' pictures to cut out, just in case you can't find anything at home.





twinkl.com



twinkl.com



twinkl.com





<https://youtu.be/ldhmR8iqoNQ#>

Use this link to practice counting from 1-10. Once you have done this try and count but starting from different numbers e.g. start from 3 and carry on to the number 10. Write numbers on pieces of paper, fold them up and then use that number to start counting from.

Play a little game - If 3 people get on the train and 1 person gets off. How many people are left? You could make a train and find some figures to be people getting on and off the train. You could use teddy bears or anything you can find to be passengers.

If you need anything please do
send me a message.

It is wonderful to see your work on
Dojo and to give out Dojo points.
Well done everyone!

I am still here for you all, please
keep in touch.

Take care and stay safe!