

## Explanation notes and examples

### Music


**Learning Intention:** To know that each word has a number of syllables and each syllable can be represented by a 'beat' or 'clap'.

**Resource:** A5 Flash card with border to decorate.

### Finding syllables in words

Place your hand (palm down) underneath your chin and say your name. For every syllable in your name your chin will touch your hand. For example – Mrs Courtney-Hale has 5 syllables. Now try clapping the syllables in your name, your family's names' and also your friends' names.

Create a Flash card with your name clearly printed in the middle and then underneath represent each syllable in your name with a large black dot. These can then be read and clapped out. Try and find a musical way in which you could decorate the border.



This could be repeated for other family members so a whole sequence could be clapped. Try rearranging the sequence until you have one you are happy with.



Mrs Courtney-Hale

Miss Hames

Mr Mabbutt

## English / Topic

**Learning Intention:** To write a non-chronological report.

**To find out about someone famous from Derby.**

**Resources:** Fact sheets for Florence Nightingale and Ellen MacArthur, Blank Non-chronological report.

Kick starting our topic on 'Has Derby got Talent?'

What do you think? Has Derby got talent? Write a few lines to say whether you think this is true and why you think that.

Now have a go at researching famous people from Derby and the surrounding area. You could try the following names:

Florence Nightingale, Ellen MacArthur or Kid Karam.

If you do not have access to the internet then a few information sheets have been included.

Choose one person and write about where they are from and what they are famous for. You could include pictures too! You will be writing a non-chronological report (like we have done for the senses and an animal this year).

Use the sheet to help you include different sections and remember to include a title and subheadings.

**Learning Intention: To know who / what is important to me and why?**

**Resource: Concept Map – Who is important to me?**

Talk with your child about who they think is important to them. You could give them an example to start with. E.g. My mum is important to me because she means a lot to me and I care about her.

If your child starts to talk about objects you could enter into a discussion of “do people matter more than things?”

Talk about how, to some people God is an important person.

For a lot of religious people, places of worship are also important because that is where they feel closest to God. Mosque – Muslims, Sikhs - temple, Christians – church.

After these discussions, your child could then complete the concept map entitled ‘Who is important to me?’

## Summer Shape Poems

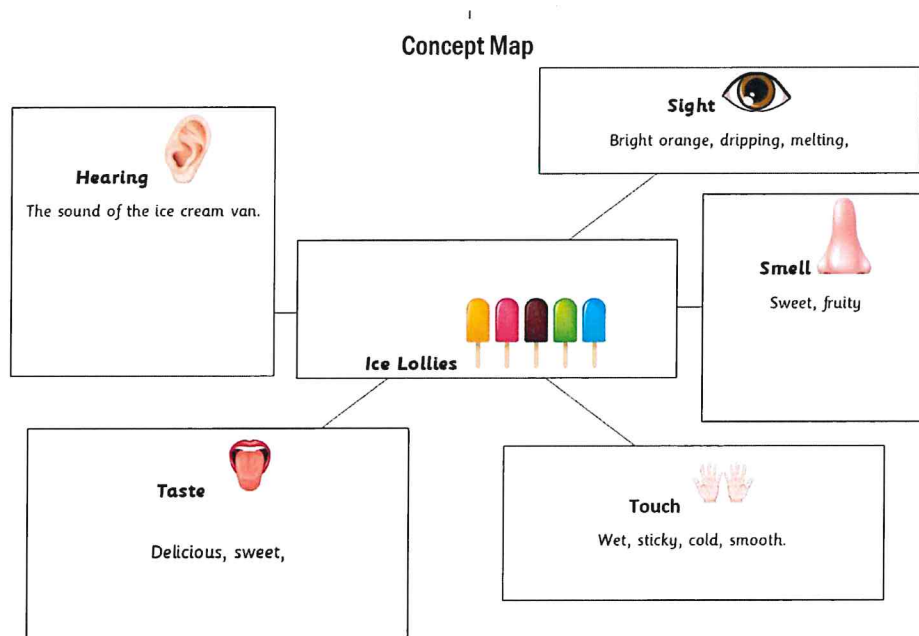
**Learning Intention:** To write a summer poem and to set it out within the shape of something linked to summer.

**Resources:** Concept map and shape poem sheets.

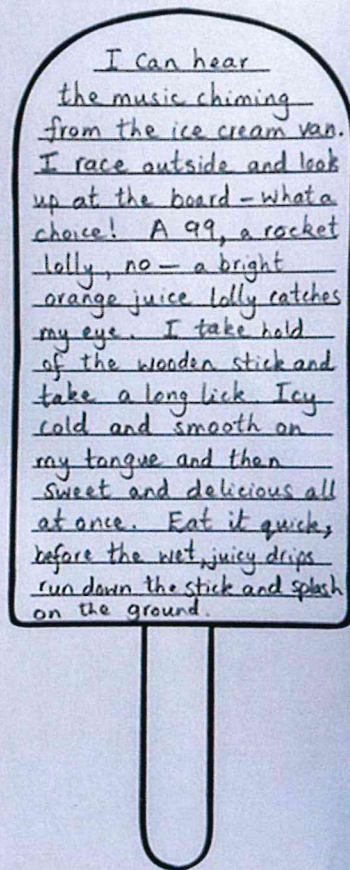
Think about something you love about summer:

- Playing in the park
- Eating ice lollies
- Going on minibeast hunts
- Going to the sea side

Or maybe you have something else in mind. Now create a concept map which makes you think about how your subject makes you feel – use your senses. Look at the one that I have included to help you. Try to think of some good adjectives (describing words) for your poem.



## My Summer Shape Poem



### Science

**Learning Intention:** To find out which habitats certain minibeasts prefer.

**Resource:** Minibeast Hunt and location sheet.

Have a look in your garden for minibeasts. See if you can find any from the sheet in the pack. Where did you find them? Is there a pattern to the habitats that minibeasts prefer?

Remember, you may need to look under stones or branches. Lift them carefully and remember to replace them exactly as they were afterwards.

**RE**

wrote


twinkl.co.uk



twinkl.co.uk

broke

twinkl.co.uk



twinkl.co.uk

hope


twinkl.co.uk



twinkl.co.uk


note

twinkl.co.uk



twinkl.co.uk

rope



twinkl.co.uk

twinkl.co.uk

phone



twinkl.co.uk

twinkl.co.uk

hose



twinkl.co.uk

twinkl.co.uk


poke



twinkl.co.uk

twinkl.co.uk

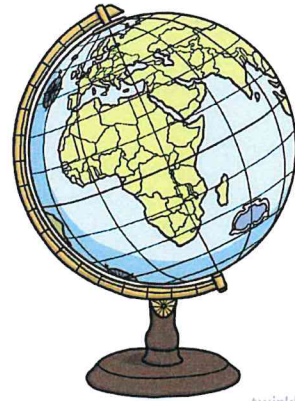
alone



twinkl.co.uk

twinkl.co.uk


globe



twinkl.co.uk

twinkl.co.uk

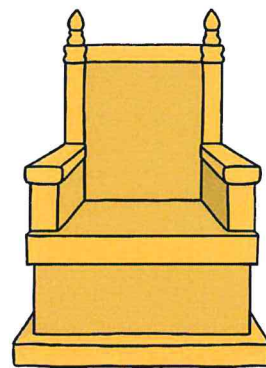
remote



twinkl.co.uk

twinkl.co.uk

throne



twinkl.co.uk

twinkl.co.uk



froze


twinkl.co.uk



twinkl.co.uk

hole

twinkl.co.uk



twinkl.co.uk

# Phase 5 Real Split Digraph Matching Game: u-e

prune

cube

tunes

rude

tube

huge


flute

flumes

June

mule

prune



twinkl.co.uk

twinkl.co.uk

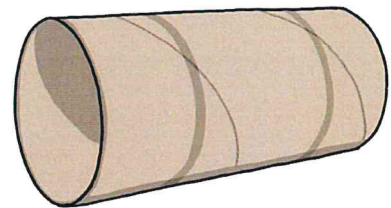
tunes



twinkl.co.uk

twinkl.co.uk

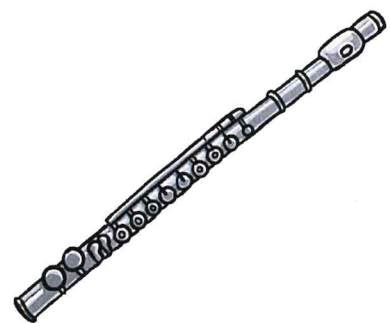
tube



twinkl.co.uk

twinkl.co.uk


flute



twinkl.co.uk

twinkl.co.uk


June



twinkl.co.uk

twinkl.co.uk

cube



twinkl.co.uk

twinkl.co.uk

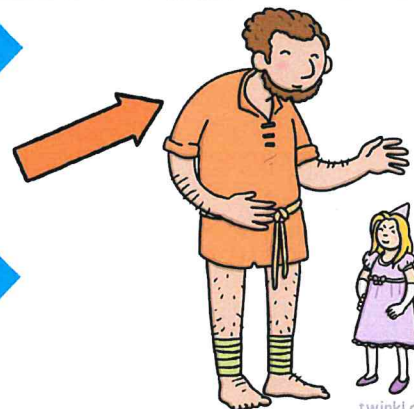
rude



twinkl.co.uk

twinkl.co.uk

huge



twinkl.co.uk

twinkl.co.uk


flumes



twinkl.co.uk

twinkl.co.uk

mule



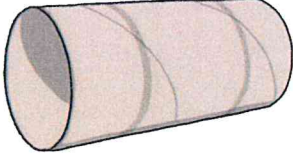




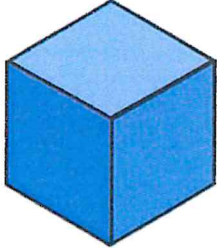






twinkl.co.uk












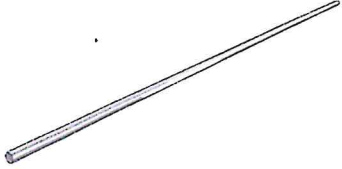
twinkl.co.uk

Read the 'u-e' words below. Look at the pictures and write each word under the correct picture. Read the word again to make sure it is correct.

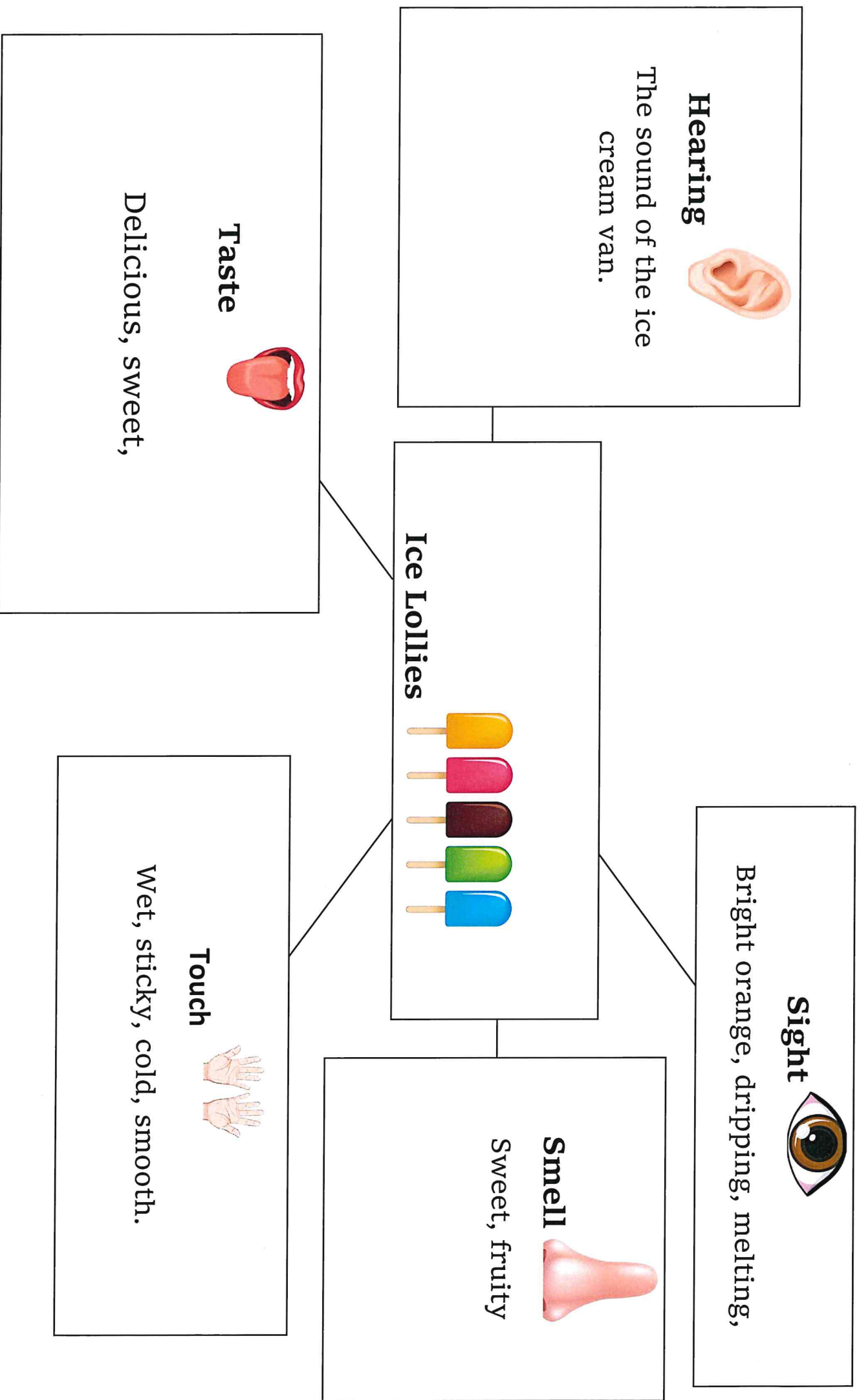
cube	rule	tune	tube	mule	ruler
flute	perfume	huge	cute	prune	June

Read the 'o-e' words below. Look at the pictures and write each word under the correct picture. Read the word again to make sure it's correct.

rose	pole	cone	robe	mole	nose
home	pope	bone	hole	hose	rope
					
					
					
					

# Concept Map





# Concept Map

Sight



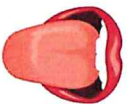
Hearing



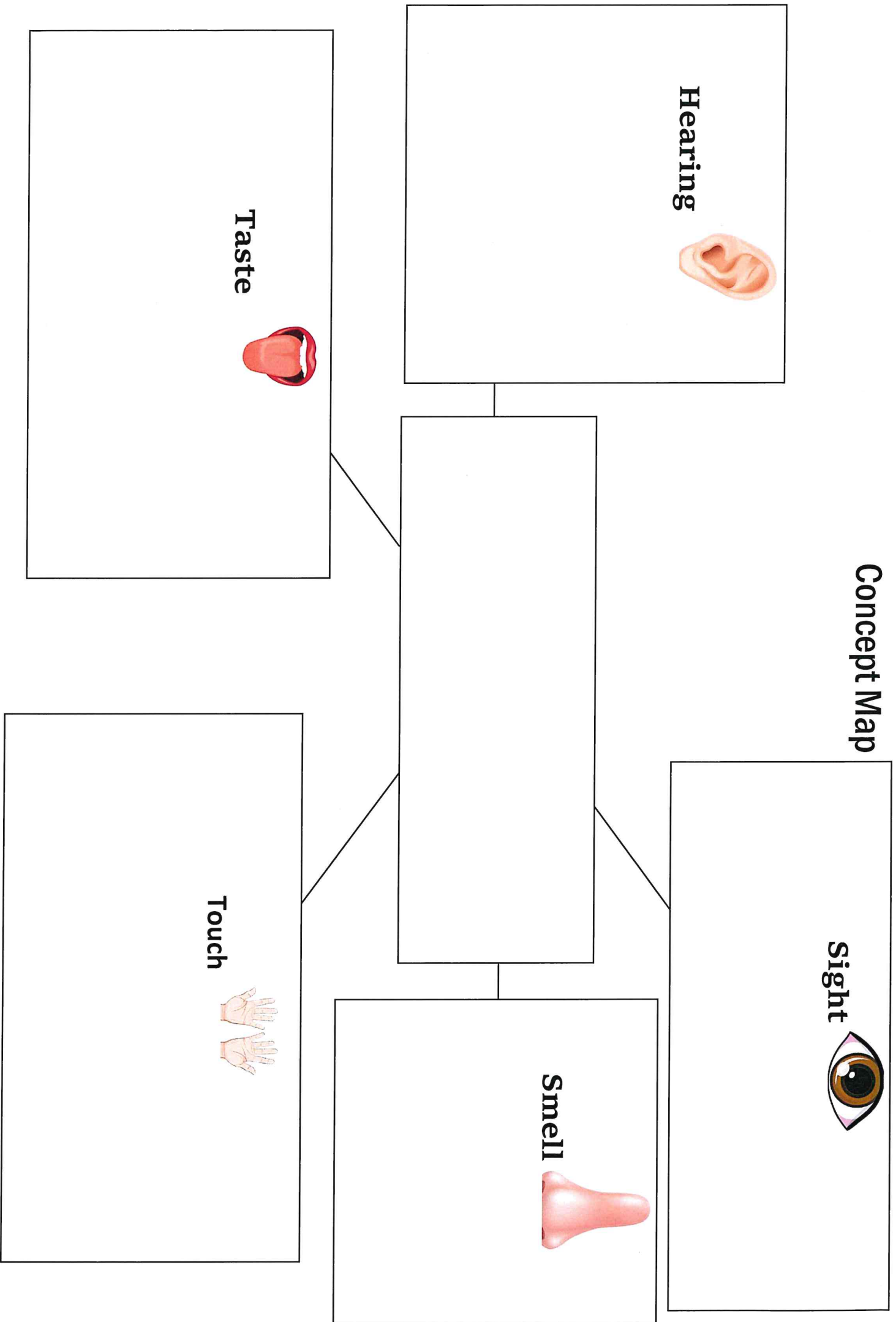
Smell




Taste




Touch



# Summer Shape Poem



# Summer Shape Poem



# Non-Chronological Report

Title: \_\_\_\_\_

Introduction:

\_\_\_\_\_  
\_\_\_\_\_  
\_\_\_\_\_  
\_\_\_\_\_  
\_\_\_\_\_

\_\_\_\_\_

Sub-heading: \_\_\_\_\_

\_\_\_\_\_  
\_\_\_\_\_

Sub-heading: \_\_\_\_\_

\_\_\_\_\_  
\_\_\_\_\_  
\_\_\_\_\_

**Fun Fact!**

Sub-heading: \_\_\_\_\_

\_\_\_\_\_  
\_\_\_\_\_

# Florence Nightingale

Fact File

Florence Nightingale is significant because she was a nurse who saved many lives during the Crimean War.

In Victorian Britain, girls like Florence would usually do house work or charity work.

Florence Nightingale founded the new way of modern nursing. She made hospitals much cleaner places, and by training nurses, this helped ill people get better.

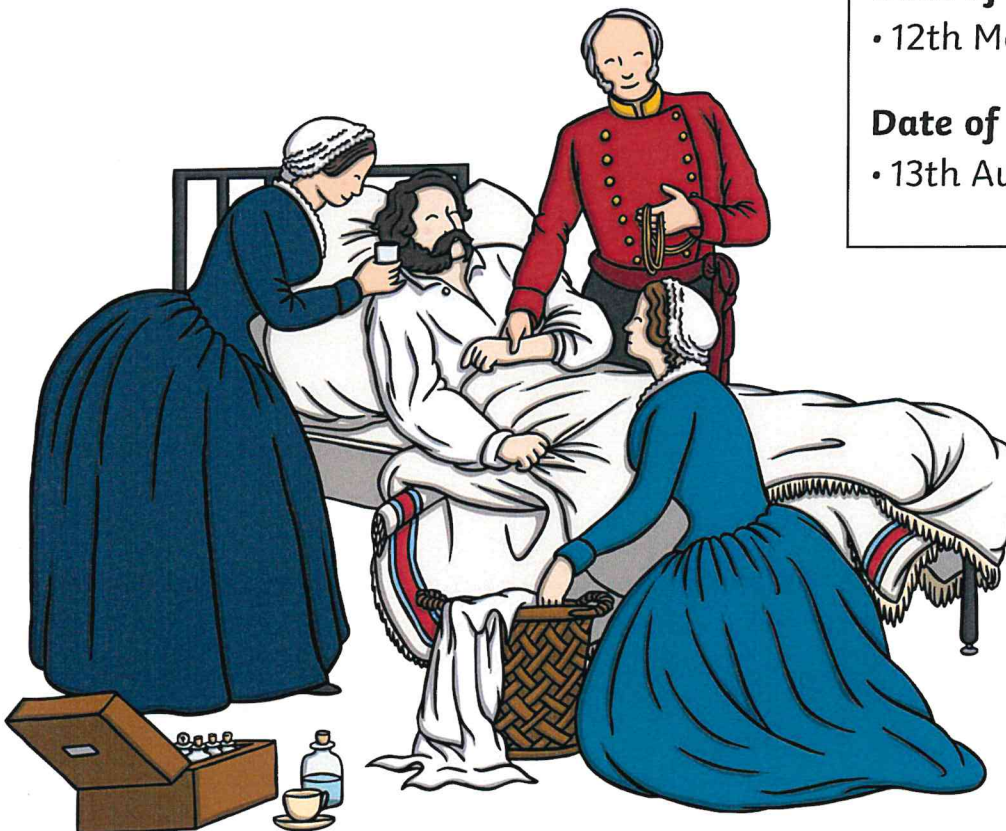


## Date of Birth

• 12th May, 1820

## Date of Death


• 13th August, 1910



# Florence Nightingale

Florence was born 12th May 1820, in Florence, Italy.

Florence wanted to help people, so she became a nurse. In those days, hospitals were dirty.

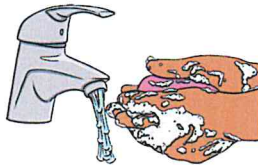


Florence wanted to make things better. The other nurses helped her.


## What Did They Do?



Clean



Washed their hands



Got better food

This helped to save lives.

## Did You Know?

Florence was called 'The Lady with the Lamp'.



# Florence Nightingale

Florence was born 12th May 1820, in Florence, Italy.

## Florence The Nurse

Florence wanted to help people, so she became a nurse. A war started and Florence went to look after the soldiers who had been hurt. Other nurses went with her. Hospitals were not very nice places in those days.



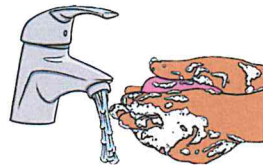
- Not enough medicine
- Poor food
- Not enough beds

There weren't any toilets so the hospital was very dirty and smelly. Florence wanted to make things better and the other nurses helped her.


## What Did They Do?



Clean



Washed their hands



Got better food

This helped to save lives. Florence spent the rest of her life trying to make hospitals better places for everybody.

Did You Know?

Florence was called 'The Lady with the Lamp' because when it was dark, she carried a lantern with her around the hospital.



# Florence Nightingale

Florence was born on 12th May 1820, in Florence, Italy. Her family moved to England when she was a baby.

As a young woman, Florence believed that God had told her to spend her life looking after people, so she became a nurse.


A war started and Florence went to look after the soldiers who had been hurt. Other nurses went with her.

Hospitals weren't very nice places in those days.



- Medicine was in short supply.
- The food was of poor quality.
- There weren't enough beds for the patients.

There weren't any toilets so the hospital was very dirty and smelly. Rats were common and many men died due to the poor conditions. Florence wanted to make things better so the other nurses helped her.



## What Did They Do?

- The nurses cleaned the hospital.
- They washed their hands regularly to stop the spread of germs and infection.
- The patients were served better food.

These changes saved many lives.



Florence was respected by the soldiers. They called her 'The Lady with the Lamp' because she walked around the wards at night with her lantern.


Florence spent the rest of her life trying to make hospitals better places for everybody.



She was awarded the Royal Red Cross by Queen Victoria in 1883.

# Ellen MacArthur

Ellen MacArthur is a British sailor. She was born in 1976, in a small village in Derbyshire. Her first experience of sailing was when she was just a child – she went out to sea on her aunt's boat. From then on, Ellen wanted to get her own boat. So, she saved her school dinner money for three years and finally managed to buy her first boat.



After Ellen had finished school, she worked at a sailing school in Hull. At 17 years old, she bought another boat called Iduna.

Think  
About  
It

How do you think Ellen felt when she bought her first boat?

'Ellen MacArthur, in 2010' by Magnus Manske is licensed under [CC BY 4.0](https://creativecommons.org/licenses/by/4.0/)

twinkl.com

# Sailing Alone

In 1995, aged 19 years old, Ellen sailed around Great Britain on her own.

In 2001, Ellen decided she wanted to do more sailing and exploring. So, she completed a special sailing race in which she sailed all around the world single-handed. She was the youngest person in the race and came second.



Think  
About  
It

How do you think Ellen felt during the race?

twinkl.com

## Around the World

In 2004, Ellen set off on an even bigger adventure.

She sailed around the **whole world** on her own!

After 71 days, Ellen had sailed 26,000 miles and became the fastest person to sail around the world on their own.



Think  
About  
It

What sort of things do you think Ellen had to deal with while she sailed around the world with no one to help her?

## Dame Ellen MacArthur

In 2005, Ellen was knighted by The Queen.

Ellen became **Dame Ellen MacArthur**.

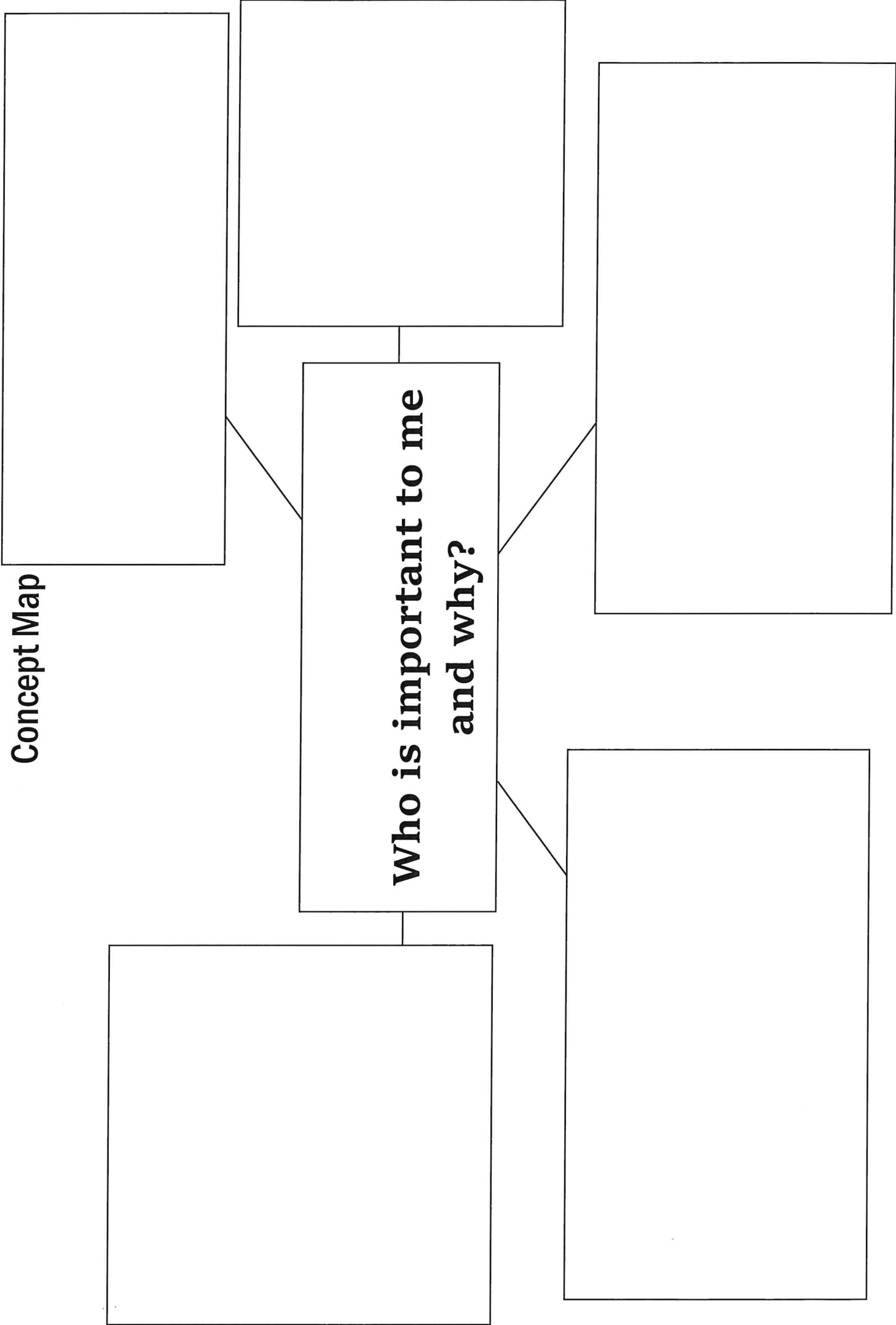
Ellen has retired from professional sailing now.



Think  
About  
It









Ellen launched a charity in 2003 which helps to take young people sailing while they recover from an illness. It is to help them get their confidence back after being poorly.

**Concept Map**




# Minibeast Recording Sheet

Complete the table as you find each minibeast. Put a tick in the box where each minibeast was found.

	 On bark	 On plants	 In the sky	 In the soil	 Under Rocks
dragon fly 					
snail 					
bee 					
crane fly 					
ant 					
butterfly 					
beetle 					
woodlouse 					
fly 					
worm 					
millipede 					
ladybird 					

Can you find all of the addition  
and subtraction facts for 10?  
Look at my example and see if  
you can work systematically to  
find them all!















$$\begin{aligned} 0 + 10 &= 10 \\ 10 + 0 &= 10 \\ 10 - 0 &= 10 \\ 10 - 10 &= 0 \end{aligned}$$



$$\begin{aligned} 1 + 9 &= 10 \\ 9 + 1 &= 10 \\ 10 - 9 &= 1 \\ 10 - 1 &= 9 \end{aligned}$$




$$\begin{aligned} 2 + 8 &= 10 \\ 8 + 2 &= 10 \\ 10 - 8 &= 2 \\ 10 - 2 &= 8 \end{aligned}$$






Now can you find all of the ways of making 8?













$1 + 7 = 8$   
 $7 + 1 = 8$   
 $8 - 7 = 1$   
 $8 - 1 = 7$









$0 + 8 = 8$   
 $8 + 0 = 8$   
 $8 - 8 = 0$   
 $8 - 0 = 8$














You've got it!  
Now try and find all the addition  
and subtraction facts for 7!













You've got it!  
Now try and find all the addition  
and subtraction facts for 7!





**Making 6!**



**Making 5!**

